

## CVI


### HYDRAULIC DRUM ELEVATORS LIGHT DUTY

DETACHABLE FRAME

EASY TRANSPORT



CVI400



CVI602 with TIH002

#### CHARACTERISTICS

MODEL	DIMENSIONS								CAPACITY	WEIGHT
	A	B min	B max	C min	C max	D	E min	E max		
CVI400	1650 mm	600 mm	1500 mm	500 mm	1100 mm	550 mm	1100 mm	2000 mm	60 kN	284 kg
CVI602	2150 mm	500 mm	1500 mm	500 mm	1400 mm	500 mm	750 mm	2500 mm	70 kN	330 kg


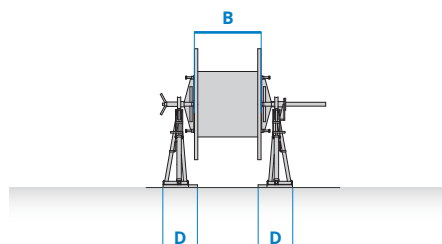
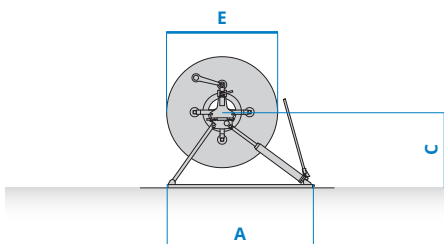
#### CONFIGURATION

One mechanical disk brake.  
Support for wooden drums of conductors.

#### TYPICAL AVAILABLE DEVICES FOR CVI602

- TIH002** Fast assembling hydraulic motor for control of the drum winding and unwinding.
- TUT002** Kit of connecting hoses. Length 10 m, Weight 15 Kg.

All available devices pag. 7.35, 7.40, 7.45



TIH002